

1. Willian Aleman

January 24, 2021 at 8:01:29 PM
Welcome to Colourlab Ai Profile for
Stream Deck XL User Guide.

How to use this guide: For
reference, each first Stream Deck
screenshot interface appears
before the description of Hotkeys
and Function pages. Next comes
the pages with details about page
Titles, Numbers, Hotkeys and
Actions.

Thank you for using Colourlab Ai
Profile. Enjoy the ride!










Willian Aleman
Digital Imaging Technician
Colourlab Ai User



1. Willian Aleman

January 22, 2021 at 8:54:23 AM

Colourlab Ai Profile icon numbers and hotkeys are described as they appear in Stream Deck XL, organized from left to right, top to bottom.

Colourlab Ai Profiles for Stream Deck XL Layout and Functions User Guide				
HOME				
Page Title	Button #	Hotkey	Action	Image
Home	H01	App/File:	Open Colourlab Ai	
Nomenclature	H02	App/File:	Open Davinci Resolve	
Page ↙ H02 ↘ Button #	H03	Folder Structure 31 Items	Open Workplace 1	
	H04	Folder Structure 9 Items	URL: Open	
	H05	Plugin	Run Setup Time	
	H06	Plugin	Screen/Go/Sleep Any key/ Wake Up	
	H07/H08	Plugin	Darken/Brighter	 
	H09	Command Q Command Enter	1 - Quick 2 - Cancel	

Colourlab Ai Profiles for Stream Deck XL
Layout and Functions
User Guide

Workplace 1



Colourlab Ai Profiles for Stream Deck XL
Layout and Functions
User Guide
Page 01

Page Title	Button #	Hotkey	Action	Image
WORKPLACE 1	W1-01	Back to:	Back Home	
	W1-02	Folder Structure File Menu 9 Items	Open/File Menu	
	W1-03	S	Match Still	
	W1-04	Return	Show Match Versions	









1. Willian Aleman

January 22, 2021 at 9:17:55 AM

Icons numbers appearing accompanied with the letter A and B, are coded to do more than one function actions after first, second or third push. The label change accordingly with the function.









Colourlab Ai Profiles for Stream Deck XL Layout and Functions User Guide

Page 01

Page Title	Button #	Hotkey	Action	Image
WORKPLACE 1	W1-05	R	Set Reference	 Set Reference
	W1-06	B	P P Color Match	 P P Color Match
	W1-07	N	P C Color Match	 P N Color Match
	W1-08	A	Match Scene	
	W1-09	Arrow Up	Pw Prew Shot	 Pw Prew Shot
	W1-10	Arrow Down	Pw Next Shot	 Pw Next Shot
	W1-11A/W11B	1, 2	Toggle Prew Flat 1 Flat Out 2/Rec.709	 Prew Flat 1  Prew Rec 709






Colourlab Ai Profiles for Stream Deck XL
Layout and Functions
User Guide

Page 01 cont...

Page Title	Button #	Hotkey	Action	Image
WORKPLACE 1	W1-12A/W1-12B	3, 4	Toggle Prev Show Look 3 Prev Show Look 4	  Prev 3 SwLk Prev 4 SwLk
	W1-13	Option A	Toggle Match All to Reference	 Match All 2 Ref
	W1-14	Shift A	Match Shot	
	W1-15	Option A	Match All	
	W1-16	Command F	Toggle/Fullscreen	 Fullscreen
	W1-17	`	Grading Mode Switch to Scope/Reference/Quadrant	 Grading Mode
	W1-18	Tab	Cycle Shot Settings: Match Settings/LGG/Printer Lights	 Cycle Shot Sets




Colourlab Ai Profiles for Stream Deck XL
Layout and Functions
User Guide

Page 01 cont...

Page Title	Button #	Hotkey	Action	Image
WORKPLACE 1	W1-19	Command L	Show Look	 Show Look
	W1-20	Command D	Toggle Toggle Show Look Shot Look	 Toggle SwL SLk
	W1-21	Option D	Toggle Flat Shot Look	 Toggle Flat SLK
	W1-22	(=)	Copy Grade from Previous Shot	 CG F Prev S
	W1-23	-	Copy Grade from Two Shots Back	 CG F2 Ss Bk
	W1-24	Shift Space	Shot Loop Toggle	 Shot Loop Toggle
	W1-25	Shift G	Add Color Grade to Gallery	 Add CG 2 Gallery

Colourlab Ai Profiles for Stream Deck XL
Layout and Functions
User Guide

Page 01 cont...








Page Title	Button #	Hotkey	Action	Image
WORKPLACE 1	W1-26	G	Quick Add Color Grade To Gallery	 Q Add CG 2 Gallery
	W1-27	M	Add Scene Marker	 Add Sce Marker
	W1-28	Shift M	Trash Scene Marker	 Trash Sce Marker
	W1-29	Shift M	Merge Scene Left	 Merge Sce Left
	W1-30	Control M	Merge Scene Right	 Merge Sce Right
	W1-31	Folder Structure 31 Items	Printer Lights	 Printer Lights Show Look
	W1-32	Back to:	Workplace 2	 WORKPLACE 2

Colourlab Ai Profiles for Stream Deck XL
Layout and Functions
User Guide
Page 02



Colourlab Ai Profiles for Stream Deck XL
Layout and Functions
User Guide

Page 02

Page Title	Button #	Hotkey	Action	Image
WORKPLACE 2	W2-01	Go to:	Back to Workplace 1	
	W2-02	Option T	Set Match Frame To Current Time	
	W2-03	T	Set Match Frame To Current Time and Match	
	W2-04	Shift T	Clear Match Frame	
	W2-05	Arrow Left	Preview Scene	
	W2-06	Arrow Right	Next Scene	
	W2-07	Z	Reset Selected Shot CDL	








1. Willian Aleman

January 21, 2021 at 9:01:00 PM

The repeated shortcuts and icons appearing in the following pages are not new buttons, and have the same function. Numbers are used to indicate the icons are a different version of the same icon.

The repetitions exist to avoid going back and forth from page to page when using new shortcuts not available in the previous pages.

Please refer to the previous pages to learn about the meaning of the previous shortcuts and icons when using them for the first time.

Colourlab Ai Profiles for Stream Deck XL Layout and Functions User Guide Page 02 cont...				
Page Title	Button #	Hotkey	Action	Image
WORKPLACE 3	W2-08	Shift Z	Reset All CDL Settings to Last Match	
	W2-09	Command L	Show Look	
	W2-10	S	Match Still	
	W2-11	Return	Show Match Versions	
	W2-12	R	Set Reference	
	W2-13	B	Preview Previous Color Match	
	W2-14	N	Preview Next Color Match	

1. Willian Aleman

January 21, 2021 at 9:01:00 PM

The repeated shortcuts and icons appearing in the following pages are not new buttons, and have the same function. Numbers are used to indicate the icons are a different version of the same icon.








The repetitions exist to avoid going back and forth from page to page when using new shortcuts not available in the previous pages.

Please refer to the previous pages to learn about the meaning of the previous shortcuts and icons when using them for the first time.






Colourlab Ai Profiles for Stream Deck XL Layout and Functions User Guide Page 02 cont...				
Page Title	Button #	Hotkey	Action	Image
WORKPLACE 3	W2-15	A	Match Scene	
	W2-16	Shift A	Match All	
	W2-17	Arrow Up	Preview Previous Shot	
	W2-18	Arrow Down	Preview Next Shot	
	W2-19A/B	1, 2	Toggle Flat 1 Flat Out 2/Rec.709	
	W2-20A/B	3, 4	Toggle Prev Show Look 3 Prew Show Look 4	
	W2-14	N	Match All to Reference	

Colourlab Ai Profiles for Stream Deck XL
Layout and Functions
User Guide

Page 2 cont...






Page Title	Button #	Hotkey	Action	Image
Printer Lights	W2-22	Command Return	Apply Alternative Version to Scene	
	W2-23		Grading Mode Switch to Scope/Reference/Quadrant	
	W2-24	Tab	Cycle Shot Settings: Match Settings/LGG/Printer Lights	
	W2-25	Folder Structure 31 items	Preview Scene Left	
	W2-26	Folder Structure 31 items	Preview Next Scene	
	W2-27	Shift M	Merge Scene Left	
	W2-28	Control M	Merge Scene Right	

1. Willian Aleman
January 24, 2021 at 1:48:44 PM
Workplace 3 and 4 are
placeholders for the user to modify
and/or expand the layout of
Colourlab Ai profile for Elgato
Stream Deck XL without the need
to create new folders.

Colourlab Ai Profiles for Stream Deck XL Layout and Functions User Guide Page 2 cont...				
Page Title	Button #	Hotkey	Action	Image
	W2-29	Shift Space	Shot Loop Toggle	
	W2-30	Command F	Toggle/Fullscreen	
	W2-31	Folder Structure 31 Items	Printer Lights	
WORKPLACE 3	W2-32	Back to: Folder Structure 31 Empty Items	Back to Workplace 3	
WORKPLACE 4	N/A	Back to: Folder Structure 31 Empty Items	Back to Workplace 3	
	N/A	N/A	N/A	N/A

Colourlab Ai Profiles for Stream Deck XL
Layout and Functions
User Guide

Printer Lights

Page Title	Button #	Hotkey	Action	Image
Printer Lights	PL01		Back to Workplace 1	
	PL02	Folder Structure 31 items	Open Full Printer Light -/+ 1.000	
	PL03	Folder Structure 31 items	Open 1/2 Printer Lights -/+ 0.500	
	PL04	Folder Structure 31 items	Open 1/4 Printer Lights -/+ 0.250	
	PL05	Folder Structure 31 items	Open 1/8 Printer Lights -/+ 0.125	
	N/A	N/A	N/A	N/A
	N/A	N/A	N/A	N/A

Colourlab Ai Profiles for Stream Deck XL Layout and Functions User Guide

Printer Lights Full (-/+1.000) Button Numbers and Hotkey Action

Page Title								
Printer Lights PL02	PL0201	PL0202 Command 7	PL0203 8	PL0204 9	PL0205 Command 3	PL0206	PL0207	PL0208
	 P Lights					 Show Look	 Set Reference	 Show Match Vs
	PL0209 Command +	PL0210 Command 4	PL0211 5	PL0212 6	PL0213 .	PL0214	PL0215	PL0216
						 P P Color Match	 P N Color Match	 Fullscreen
	PL0217 Eject	PL0218 1	PL0219 -	PL0220 2	PL0221 0	PL0222	PL0223	PL0224
						 Pw Prev Shot	 Prev Next Shot	 Shot Loop Toggle
	PL0225A/B 1, 2	PL0226A/B 3, 4	PL0227	PL0228	PL0229	PL0230	PL0231 Match Scene	PL0232 Match All
	 Prev Flat 1	 Prev Rec 709	 Prev 3 SwLk	 Prev 4 SwLk	 Grading Mode	 Cycle Shot Sets	 Match All 2 Ref	

Colourlab Ai Profiles for Stream Deck XL
Layout and Functions
User Guide

Printer Lights 1/2 (-/+0.500) Hotkey Action

Page Title								
Printer Lights PL03	PL0301	PL0302 Shift 7	PL0303 Shift 8	PL0304 Shift 9	PL0305 Shift 3	PL0306	PL0307	PL0308
	 P Lights					 Show Look	 Set Reference	 Show Match Vs
	PL0309 Shift +	PL0310 Shift 4	PL0311 Shift 5	PL0312 Shift 6	PL0313 Shift .	PL0314	PL0315	PL0316
						 P P Color Match	 P N Color Match	 Fullscreen
	PL0317 Shift Eject	PL0318 Shift 1	PL0319 Shift -	PL0320 Shift 2	PL0321 Shift 0	PL0322	PL0323	PL0324
						 Pw Prev Shot	 Prev Next Shot	 Shot Loop Toggle
	PL0325A/B 1, 2	PL0326A/B 3, 4	PL0327	PL0328	PL0329	PL0330	PL0331 Match Scene	PL0332 Match All
	 Prev Flat 1	 Prev Rec 709	 Prev 3 SwLk	 Prev 4 SwLk	 Grading Mode	 Cycle Shot Sets	 Match All 2 Ref	

Colourlab Ai Profiles for Stream Deck XL Layout and Functions User Guide

Printer Lights 1/4 (-/+0.250) Hotkey Action

Page Title								
Printer Lights PL04	PL0201	PL0402 Control 7	PL0403 Shift 8	PL0404 Shift 9	PL0405 Shift 3	PL0406	PL0407	PL0408
	 P Lights					 Show Look	 Set Reference	 Show Match Vs
	PL0409 Control +	PL0410 Control 4	PL0411 Control 5	PL0412 Control 6	PL0413 Control .	PL0414	PL0415	PL0416
						 P P Color Match	 P N Color Match	 Fullscreen
	PL0417 Control Eject	PL0418 Control 1	PL0419 Control -	PL0420 Control 2	PL0421 Control 0	PL0422	PL0423	PL0424
						 Pw Prev Shot	 Prev Next Shot	 Shot Loop Toggle
	PL0425A/B 1, 2	PL0426A/B 3, 4	PL0427	PL0428	PL0429	PL0430	PL0431 Match Scene	PL0432 Match All
	 Prev Flat 1	 Prev Rec 709	 Prev 3 SwLk	 Prev 4 SwLk	 Grading Mode	 Cycle Shot Sets	 Match All 2 Ref	

Colourlab Ai Profiles for Stream Deck XL Layout and Functions User Guide

Printer Lights 1/ (-/+0.125) Hotkey Action

Page Title								
Printer Lights PL05	PL0501	PL0502 Control Shift 7	PL0503 Control Shift 8	PL0504 Control Shift 9	PL0505 Control Shift 3	PL0506 Show Looks	PL0507	PL0508
	 P Lights					 Show Look	 Set Reference	 Show Match Vs
	PL0509 Control Shift +	PL0510 Control Shift 4	PL0511 Control Shift 5	PL0512 Control Shift 6	PL0513 Control Shift .	PL0514	PL0515	PL0516
						 P P Color Match	 P N Color Match	 Fullscreen
	PL0517 Control Shift Eject	PL0518 Control Shift 1	PL0519 Control Shift -	PL0520 Control Shift 2	PL0521 Control Shift 0	PL0522	PL0523	PL0524
						 Pw Prev Shot	 Prev Next Shot	 Shot Loop Toggle
	PL0525 1, 2	PL0526 3, 4	PL0527	PL0528	PL0529 Match Still	PL0530	PL0531 Match Scene	PL0532 Match All
	 Prev Flat 1	 Prev Rec 709	 Prev 3 SwLk	 Prev 4 SwLk	 Grading Mode	 Cycle Shot Sets	 Match All 2 Ref	